



WEAVER PORTABLE BUILDINGS

weaverportablebuildings.com



Weaver Portable Buildings
7908 New Highway 68 W
Elkton, KY 42220
270-885-5603



LP OR METAL BARGAIN BARNNS



LP HIGH-BARN STYLE ROOF
*Shown with optional accessories



METAL HIGH-BARN STYLE ROOF
*Shown with optional accessories



LP RANCH STYLE ROOF
*Shown with optional accessories



METAL HIGH-BARN STYLE ROOF
*Shown with optional accessories

LP OR METAL BARGAIN BARN OPTIONS

UPGRADE OPTIONS	PRICE
72" DOUBLE DOORS	\$340
60" DOUBLE DOORS	\$280
18" X 27" SMALL WINDOW	\$60
24" X 27" MEDIUM WINDOW	\$70
30" X 36" LARGE WINDOW	\$90
30" X 36" INSULATED WINDOW	\$200
SHUTTERS	\$50
SKYLIGHT	\$80
FLOWER BOXES	\$45
OCTAGON WINDOW	\$60
TRANSOM WINDOW	\$60
PRE-HUNG DOOR, SOLID OR 11-	\$280
PRE-HUNG FRENCH DOOR	\$875
FOLD-DOWN RAMP DOOR	\$875
WAINSCOTING	\$4.00 PER FT
ROCK METAL WAINSCOTING	\$6.00 PER FT
LUX GUARD RUBBER FLOORING	\$2.75 PER SQ
WOOD RAMP KIT 48" X 72"	\$200

Size	Price
8x8	\$2,812
10x12	\$3,592
10x14	\$3,920
10x16	\$4,148
10x20	\$4,877
12x16	\$4,932
12x20	\$5,860
12x24	\$6,646
12x28	\$7,475

LP or Metal Bargain Barns come standard with:

- 61" Double doors (\$280.00 value)
- 4' Loft
- High-Barn or Ranch style roof option



LP RANCH STYLE ROOF
*Shown with fold-down ramp door

LP PREMIUM BUILDINGS



LP PREMIUM HIGH-BARN STYLE ROOF
*Shown with optional accessories



LP PREMIUM RANCH STYLE ROOF
*Shown with optional accessories

Our LP Premium Buildings are available in a Ranch or High-Barn roof style and come standard with 60" double doors / 1 medium window / vent / painted trim / 4' loft.



LP PREMIUM RANCH STYLE ROOF
*Shown with optional accessories



LP PREMIUM HIGH-BARN STYLE ROOF
*Shown with optional accessories

LP PREMIUM BUILDING OPTIONS

UPGRADE OPTIONS	PRICE
72" DOUBLE DOORS	\$340
18" X 27" SMALL WINDOW	\$60
24" X 27" MEDIUM WINDOW	\$70
30" X 36" LARGE WINDOW	\$90
30" X 36" INSULATED WINDOW	\$200
SHUTTERS	\$50
SKYLIGHT	\$80
FLOWER BOXES	\$45
OCTAGON WINDOW	\$60
TRANSOM WINDOW	\$60
PRE-HUNG DOOR, SOLID OR 11-LITE	\$280
PRE-HUNG FRENCH DOOR	\$875
POP-UP DORMER	\$875
FOLD-DOWN RAMP DOOR	\$875
WAINSCOTING	\$4.00 PER FT
LUX GUARD RUBBER FLOORING	\$2.75 PER SQ FT

Size	Price
10x16	\$4,960
10x20	\$5,832
12x14	\$5,533
12x16	\$5,921
12x20	\$7,008
12x24	\$7,946
12x28	\$8,937
12x32	\$9,766
14x20	\$8,732
14x24	\$8,936
14x28	\$10,153
14x32	\$11,126
14x36	\$12,348
14x40	\$13,628
14x48	\$15,750



LP PREMIUM RANCH STYLE ROOF
*Shown with optional accessories

LP PREMIUM PORCH BUILDINGS



HIGH-BARN STYLE ROOF



RANCH STYLE ROOF
*Shown with optional accessories

Our LP Premium Porch Buildings are available in a Ranch or High-Barn roof style and come standard with a pre-hung 11-lite door / 2 large windows / vent / painted trim / 4' loft.



HALF PORCH PACKAGE
*Shown with optional accessories



CORNER PORCH PACKAGE
*Shown with optional accessories

LP PREMIUM PORCH BUILDING OPTIONS

UPGRADE OPTIONS	PRICE
72" DOUBLE DOORS	\$340
18" X 27" SMALL WINDOW	\$60
24" X 27" MEDIUM WINDOW	\$70
30" X 36" LARGE WINDOW	\$90
30" X 36" INSULATED WINDOW	\$200
SHUTTERS	\$50
SKYLIGHT	\$80
FLOWER BOXES	\$45
OCTAGON WINDOW	\$60
TRANSOM WINDOW	\$60
PRE-HUNG DOOR, SOLID OR 11-LITE	\$280
PRE-HUNG FRENCH DOOR	\$875
POP-UP DORMER	\$875
WOOD RAILINGS	\$16.00 PER FT
WAINSCOTING	\$4.00 PER FT
LUX GUARD RUBBER FLOORING	\$2.75 PER SQ FT

Full Porch Package and Half Porch Packages	
Size	Price
10x16	\$5,905
10x20	\$6,776
12x14	\$6,590
12x16	\$6,978
12x20	\$8,065
12x24	\$9,005
12x28	\$9,995
12x32	\$10,825
14x20	\$9,880
14x24	\$10,085
14x28	\$11,300
14x32	\$12,275
14x36	\$13,495
14x40	\$14,775
14x48	\$16,897

False Front and Deluxe Corner Porch Packages	
Size	Price
12x14	\$6,905
12x16	\$7,292
12x20	\$8,380
12x24	\$9,318
12x28	\$10,310
12x32	\$11,138
14x20	\$10,284
14x24	\$10,450
14x28	\$11,705
14x32	\$12,678
14x36	\$13,905
14x40	\$15,180
14x48	\$17,305



FALSE FRONT PACKAGE
(Only available on Ranch style roofs)
*Shown with optional accessories

LP PREMIUM GARAGES



HIGH-BARN STYLE ROOF
*Shown with optional accessories



RANCH STYLE ROOF
*Shown with optional accessories

Our LP Premium Garages include Ranch or High-Barn roof style / 12" on center 2 x 6 floor joists / 1- Pre-hung 11-lite door, 2 windows / 1- 9' x 7' overhead garage door, painted trim / 4' loft



HIGH BARN STYLE ROOF
*Shown with optional accessories



WOOD RAMP KIT 48" x 72"

*2 Ramp kits pictured

LP PREMIUM GARAGE OPTIONS

UPGRADE OPTIONS	PRICE
18" X 27" SMALL WINDOW	\$60
24" X 27" MEDIUM WINDOW	\$70
30" X 36" LARGE WINDOW	\$90
30" X 36" INSULATED WINDOW	\$200
SHUTTERS	\$50
SKYLIGHT	\$80
FLOWER BOXES	\$45
OCTAGON WINDOW	\$60
TRANSOM WINDOW	\$60
PRE-HUNG DOOR, SOLID OR 11-LITE	\$280
PRE-HUNG FRENCH DOOR	\$875
POP-UP DORMER	\$875
WOOD RAMP KIT 48"X72"	\$200
WAINSCOTING	\$4.00 PER FT
LUX GUARD RUBBER FLOORING	\$2.75 PER SQ FT

Garage Package Pricing	
Size	Price
12x14	\$7,041
12x16	\$7,175
12x20	\$8,165
12x24	\$9,255
12x28	\$10,275
12x32	\$11,135
14x20	\$9,905
14x24	\$10,430
14x28	\$11,530
14x32	\$12,407
14x36	\$14,020
14x40	\$15,530
14x48	\$18,230



LP PREMIUM COTTAGES



*Shown with optional accessories

Our LP Premium Cottages include Ranch or High Barn roof style / 1- Pre-hung 11-lite door / full length 6' porch / 2- large windows / painted trim / 1- 4' loft / 1- vent



*Shown with optional accessories

LP PREMIUM COTTAGE OPTIONS

UPGRADE OPTIONS	PRICE	Size	Price
18" X 27" SMALL WINDOW	\$60	18x14	\$6,862
24" X 27" MEDIUM WINDOW	\$70	18x16	\$7,440
30" X 36" LARGE WINDOW	\$90	18x20	\$8,907
30" X 36" INSULATED WINDOW	\$200	18x24	\$10,225
SHUTTERS	\$50	18X28	\$11,597
SKYLIGHT	\$80	18x32	\$12,085
FLOWER BOXES	\$45	20x20	\$10,632
OCTAGON WINDOW	\$60	20x24	\$11,215
TRANSOM WINDOW	\$60	20x28	\$12,815
PRE-HUNG DOOR, SOLID OR 11-	\$280	20x32	\$14,165
PRE-HUNG FRENCH DOOR	\$875	20x36	\$15,768
POP-UP DORMER	\$875	20x40	\$17,430
WOOD RAILINGS	\$16.00 PER FT	20x48	\$20,310
WAINSCOTING	\$4.00 PER FT		
LUX GUARD RUBBER FLOORING	\$2.75 PER SQ FT		



LOG CABINS & LOG CABIN GARAGES



Log Cabins come standard with 1– pre-hung 11-lite door / 4– insulated windows.

Log Cabin Garages come standard with 1– 9'x7' over-head garage door/
1- pre-hung 11-lite door / 2– insulated windows.



LOG CABIN & LOG CABIN GARAGE OPTIONS

LOG CABIN PRICES	
Size	Price
10x20	\$10,600
12x14	\$12,200
12x16	\$13,000
12x20	\$15,400
12x24	\$17,200
12x28	\$19,150
12x32	\$21,250
14x20	\$17,275
14x24	\$18,125
14x28	\$20,295
14x32	\$23,890
14x36	\$26,838
14x40	\$29,820
14x48	\$35,784

AVAILABLE OPTIONS	PRICE
PRE-HUNG 11-LITE DOOR or SOLID DOOR	\$280
30" X 36" INSULATED WINDOW	\$200
PRE-HUNG FRENCH DOORS	\$875

LOG CABIN GARAGE PRICES	
Size	Price
10x20	\$10,600
12x14	\$12,200
12x16	\$13,000
12x20	\$15,400
12x24	\$17,200
12x28	\$19,150
12x32	\$21,250
14x20	\$17,275
14x24	\$18,125
14x28	\$20,925
14x32	\$23,890
14x36	\$26,838
14x40	\$29,820
14x48	\$35,784



LOG CABIN PORCH BUILDINGS




*Shown with additional options

Log Cabin Porch Buildings come standard with 1— pre-hung 11-lite door / 4- insulated windows.



*Shown with additional options

LOG CABIN PORCH BUILDING PRICING



Size	Price
10x20	\$10,600
12x14	\$12,200
12x16	\$13,000
12x20	\$15,400
12x24	\$17,200
12x28	\$19,150
12x32	\$21,250
14x20	\$17,275
14x24	\$18,125
14x28	\$20,925
14x32	\$23,890
14x36	\$26,838
14x40	\$29,820
14x48	\$35,784

AVAILABLE OPTIONS	PRICE
PRE-HUNG 11-LITE	\$280
PRE-HUNG FRENCH	\$875
30" X 36" INSULATED	\$200



LP Dog Kennels

Size		Price
6x10	1 PEN	\$3,550
8x12	1 PEN	\$3,825
12x12	2 PEN	\$5,820



Chicken Coops

Size	Price
6x8	\$2,525
8x12	\$3,175



Greenhouses

Size	Price
8x12	\$4,350
10x18	\$5,925
12x16	\$6,150
12x20	\$7,150
12x24	\$8,250



LP Playhouses

Size	Price
8x12	\$3,975



METAL ECONOMY SHEDS

Size	Price
8X12	\$2,550
8X16	\$3,050



OPTIONS



11-LITE PRE-HUNG DOOR



TRANSOM WINDOW



MED. WINDOW



OCTAGON WINDOW



POP-UP DORMER



72" DOUBLE DOOR WITH TRANSOM WINDOWS



PRE-HUNG FRENCH DOORS

UPGRADE OPTIONS	PRICE
72" DOUBLE DOORS	\$340
60" DOUBLE DOORS	\$280
18" x 27" SMALL WINDOW	\$60
24" x 27" MEDIUM WINDOW	\$70
30" x 36" LARGE WINDOW	\$90
30" x 36" INSULATED WINDOW	\$200
SHUTTERS	\$50
SKYLIGHT	\$80
FLOWER BOXES	\$45
OCTAGON WINDOW	\$60
TRANSOM WINDOW	\$60
PRE-HUNG DOOR, SOLID OR 11-LITE	\$280
PRE-HUNG FRENCH DOOR	\$875
9' x 7' GARAGE DOOR	\$575
POP-UP DORMER (ONLY ON RANCH STYLE)	\$875
FOLD-DOWN RAMP DOOR	\$875
EXTRA LOFT SPACE	\$4.00 PER SQ FT
WAINSCOTING	\$4.00 PER FT
LUX GUARD RUBBER FLOORING	\$2.75 PER SQ FT
18" SIDE OVERHANG FOR RANCH BUILDINGS	\$10 PER FT
FLOOR JOISTS 12" O.C.	\$0.40 PER SQ FT
WOOD RAILING ON PORCHES	\$16 PER FT
2' TWO TIERED SHELVES	\$10 PER FOOT
VENTS	\$10
WOOD RAMP KIT 48"x 72"	\$200

FINISHED WALLS & INSULATION



We are now offering the option to finish the walls and ceilings of your building with tongue-and-groove cabin-grade lumber and R13 insulation. There is also an option to just finish the walls or just add insulation. The stained trim that is included, is easily removeable, so wiring can be ran for electrical outlets and lights.




R13 INSULATION ONLY (ROOF AND WALLS	\$4.60 PER SQFT
TONGUE-AND-GROOVE FINISHED	\$12 PER SQFT
WALLS AND CEILING ONLY	
FINISHED WALLS AND INSULATION	\$16.60 PER SQFT

COLOR OPTIONS

PAINT OPTIONS*

* Photos for Illustrative Purposes Only



White



Lightstone




Tan



Light Brown




Dark Brown




Burnish Slate



Clay




Black



Charcoal




Light Gray




Dark Gray



Cedar




Terracotta



Red



Burgundy



Green



Avacado



Light Blue



Dark Blue



Bora Bora

METAL OPTIONS*




White




Light Stone



Tan




Brown




Burnish Slate



Clay



Black



Charcoal




Light Gray




Red



Burgundy



Green



Dark Blue

Roofing Metal
40 year
Manufacturer's Warranty
29 Gauge